

Briquette from Coffee Husk

Meharu K^{1*}

Researcher II, Ethiopian Meat and Dairy Industry Development Institute (EMDIDI), Ethiopia

***Corresponding author:** Meharu K, Researcher II, Ethiopian Meat and Dairy Industry Development Institute (EMDIDI), Bishoftu, Ethiopia, Tel: +251912311231, E-mail: meharu2006@gmail.com

Citation: Meharu K (2019) Briquette from Coffee Husk. J Waste Manag Disposal 2: 101

Article history: Received: 30 August 2018, Accepted: 24 January 2019, Published: 28 January 2019

Abstract

In Ethiopia, to about 3,300,000 tons of surplus coffee, cotton, wheat and barley residues are produced annually though not all are economically accessible; Even the much-reduced figure of those residues which arise from centralized state-farms, put at about 600,000 tons, is large enough to make a significant contribution to the Ethiopian energy economy. Briquetting is the process of conversion of agricultural waste into uniformly shaped briquettes that are easy to use, transport and store. At present, Coffee husks are an excellent material for briquetting available with 10 percent moisture content. This study aims comparing briquettes produced from coffee husk-molasses and coffee husk-clay, assessing the briquetting of biomass improves its handling characteristics, increases the volumetric calorific value, reduces transportation costs and makes it available for a variety of application and go through assessing the recent binder less briquetting technology.

Keywords: Briquette; Coffee Husk; Molasses; Clay

Introduction

In 2003/04-2008/09 coffee was cultivated by three million farmers on a total of 308,000 ha, which is only 2.8 percent of total cultivated area. However, the share of area cultivated for coffee increased by 12.3 percent per year from 2003/04 to 2008/09. In 2008/09 337 thousand ton was produced, this is 1.3 percent of total production; 19 percent of total coffee output was produced by large farms. Coffee is Ethiopia's major export product, and Ethiopia is the world's fifth producer of coffee [1].

A project about development of a technology for combustion of coffee pulp from the Swiss Center of Appropriate Technology and Social Ecology CATSE (Okozentrum Langenbruck) had shown in 2010, that combustion of dried coffee pulp cannot be completed successfully in practice, excessive smoke development and early extinction of the fuel result [2]. However, combustion is only feasible under special laboratory conditions.

Depending on the amount of coffee pulp in the husk, this leads to the mentioned uncomplete combustion of coffee husk when the waste piles are set to fire. 6/49 from the mountain rainforest of Kafa region originates the fair-trade and organic certified Kafa wild coffee, sold in Switzerland and Germany. In the Kafa Forest Coffee Farmers' Cooperative Union, 26 cooperatives are affiliated with approximately 6,000 small farmers. They process and market mainly sun-dried coffee from Kafa Forest. By collecting and selling wild coffee, coffee farmers of Kafa achieve a long-term income from the rainforest. But so far, the residues from the sun-dried coffee production has not been used but is burned in piles in order to get rid of coffee husk waste.

Even the much-reduced figure of those residues which arise from centralized state-farms, put at about 600 000 tons, is large enough to make a significant contribution to the Ethiopian energy economy [3]. Briquetting is the process of conversion of agricultural waste into uniformly shaped briquettes that are easy to use, transport and store. At present, Coffee husks are an excellent material for briquetting available with 10 percent moisture content [4]. Ethiopia heavily biased towards wood consumption, particularly in the household sector. Demand for wood and wood products, particularly charcoal which is the fuel of choice in many urban areas, is often growing and deforestation is a potential problem.

The goal of this study is comparing briquettes produced from coffee husk-molasses and coffee husk-clay, assessing the briquetting of biomass improves its handling characteristics, increases the volumetric calorific value, reduces transportation costs and makes it available for a variety of application and go through assessing the recent binder less briquetting technology [5].

Objectives

General objective

The general objective of the study is comparative evaluation of physic-chemical parameters of coffee husk briquettes by using molasses and clay as a binding agent compressed through piston press.

Specific objectives

The specific objective of this project is just to show the way how briquettes can:

- Reduce the potential problems of deforestation in serving as substitute for fuel wood as of it is alternative source renewable energy
- Generate information regarding to coffee husk waste-wealth.

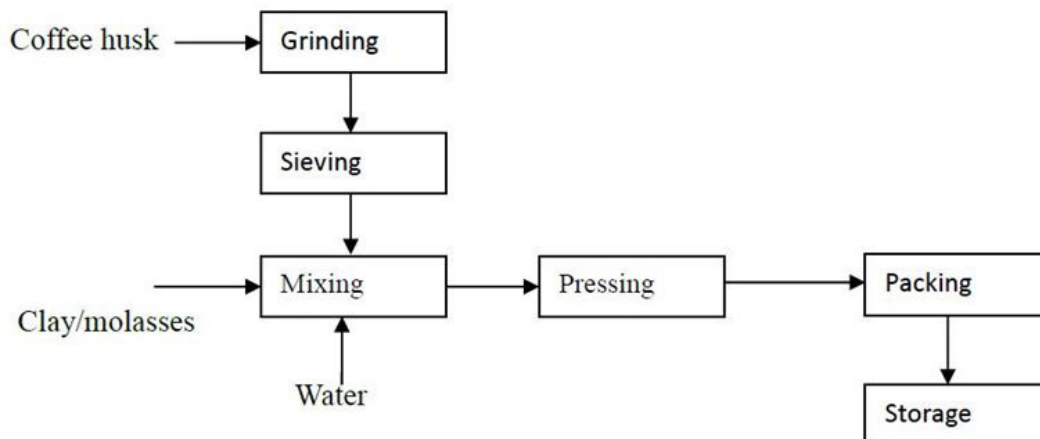


Figure 1: Experimental frame work

Raw material storage

The coffee husks are relatively very light with bulk densities ranging from 100 to 140 kg/m³). Because of their bulky nature these are normally stored in the open area. Depending upon the availability of supply, feed material for 6-14 days should be stored.

Sorting/sieving

All unwanted materials or large biomass waste are removed to ensure that all the feedstock is of the required size. Screens may be employed to avoid contamination by extraneous materials like stones and steel pieces etc. and the screen mesh should be based on the largest size of the feed.

Crushing

The coffee husks should be crushed to small pieces to about 5-8 mm size with 10-20% fines so as to enhance their workability and compactness. Hammer mills are employed to reduce the particle size of the feed material. While many types of crushing and grinding equipment are available in the market, for biomass materials, hammer mills are considered the most suitable because of their availability in various sizes.

Pre-heating

The addition of heat benefits by relaxing the inherent fibers in the coffee husks and apparently softening its structure resulting in release of the organic matter bonding or gluing on to the surface. This phenomenon is also known as sweating the biomass.

Mixing

This process is done in situations where you want to use a range of different feedstock to optimize the burning characteristics of the final fuel. For example, biomass materials with high ash content could be mixed with biomass material of low ash content. Biomass with low energy content such as papers can be appropriately mixed with those of high energy content. This helps to attain the right quality (long burning period, non-smoking and odor free) that will make briquettes competitive in the market.

An appropriate binder, molasses and clay are added and mixed with the coffee husk thoroughly. This enhances the compactness of the biomass material and prevents them from falling apart. Water is usually added to the feedstock to make them loose and easy to work on. Some biomass materials require to be soaked in water for two days to ensure that they are soft enough to work on.

Densification

Densification represents a set of technologies for the conversion of biomass into a fuel. The technology is also known as briquetting and it improves the handling characteristics of the materials for transport, storing etc. Finally, the feedstock is compacted by briquetting machine resulting the briquettes those will need to be left to dry.

Sample Preparation

Coffee husk samples were collected and dried to a moisture content of 10%. The coffee husk was then commutated to a screen size of 3 and 6 mm fitted. The milled husk was graded to different particle sizes by screening through mesh of varying sizes. Moisture content of the graded coffee husk was regulated by adding known quantities of distilled water to the samples followed by mixing and storing in air-tight bags for 48 hours to allow for uniform distribution of the moisture. Different proportions of sugarcane molasses or clay were mixed with coffee husk. The mixture should be well mixed to give a consistent material for compression into briquettes.

Procedures followed

Firstly, 2 kg of coffee husk with 6 mm particle size have been measured. 40% of which was fine particle and then mixed with 900 ml (45%) binding agent (molasses/clay). 1 kg sample were taken and filled in a metal container with cylindrical shape having volume of 0.002 m³. The briquette samples were made by compressing the coffee husk-molasses and coffee husk-clay mixture in a pressing machine. After compression, the sample pushed out of the cylinder. The samples were then dried in a drier at a temperature of 60 °C. After well dried, the volumes of the briquette samples were measured and similar procedures were followed for smaller sized particles altering with 45% and 25% binding agents.

Experimental Results

The experimental observations are summarized in the Table 1 and 2.

Sr. No.	Briquette formulation	Property	45% binder		25% binder	
			Particle size		Particle size	
			(6 mm)	(3mm)	(6 mm)	(3mm)
1	Coffee Husk- Molasses	ρ (bulk)(kg/m ³)	500	666.7	500	666.7
		ρ (after comp.) (kg/m ³)	666.7	833.3	588.2	769.2
		Binding property	Poor, but better than 25%	Best, but lower than clay	Poorest	Medium
		Combustibility	Very good, but higher than clay	Excellent, lowest smoke of all	Good, but highest smoke	Good, medium smoke
		Ash content	Highest, but lower than clay	Relatively lower	Lowest but higher than smaller size	Lowest of all

Table1: Physico-chemical Properties of Coffee Husk-Molasses briquette

Sr. No.	Briquette formulation	Property	45% binder		25% binder	
			Particle size		Particle size	
			(6 mm)	(3mm)	(6 mm)	(3mm)
2	Coffee Husk - Clay	ρ (bulk)(kg/m ³)	500	666.7	500	666.7
		ρ (after comp.)	714.3	909	625	833.3
		Binding property	Very good, but lower than smaller size	Best of all	Poor, better than molasses	Better than the molasses
		Combustibility	Very good, but lower than molasses	Excellent, lower than molasses,	Poor	Better than larger size of 45%
		Ash content	Highest of all	Highest but lower than larger size	Relatively lower	Lowest, but higher than molasses

Table 2: Physico-chemical Properties of Coffee Husk-Clay briquette

Discussion

The density of the larger particle size (6mm) with 45% molasses and clay is found to be 666.7kg/m³ and 714.3 kg/m³ respectively and the densities of the smaller particle size (3mm) with 45% binder are found to be 833.3 kg/m³ and 909 kg/m³ and also for larger and smaller particle size with 25% both binders are found to be 588, 625, 769.2 and 833.3 kg/m³ respectively.

An experimental result indicates that there is no significant difference between the values of the bulk densities of the sample with 25% and 45% of binder. The factors that affected density significantly at constant pressure were found to be binder content and the particle size.

The quantity and type of binder was found to be the most significant factors affecting the density of the briquettes followed by particle size. As the density of the briquette increases the combustibility also increases for the same binding agent.

The experimental result show that the ash content of the briquettes produced by coffee husk-clay is higher than that of coffee husk-molasses. This is why the clay comprises of unburned mater like, sand. Clay has better binding capacity than molasses but what matter is that the lower combustibility and higher ash content.

Material and energy balance for a particular briquetting machine

Previously, employed technologies required binders in the production of briquettes from agro- waste. Here we are going to introduce currently available screw extruder technology, however, use the BINDERLESS technology, which is found to be very economical.

Before a material and energy balance can be carried out, it is first necessary to decide on an operating system to form the basis of the analysis as represented in Figure 2.

A) Feed Processing

The function of this system is to take the feed, process it and make it suitable for the pre-heater. Accordingly, this subsystem comprises sieving, grinding or drying or both (depending upon the raw material) storage and conveying to the feed pre-heater.

B) Pre-heater

The function of this component is to heat the pre-processed feed to the desired temperature by circulating the heat transfer medium and, finally, to convey the preheated material to the briquetting machine. During this stage there is no material loss but some moisture is removed from the feed due to heat gained from the furnace.

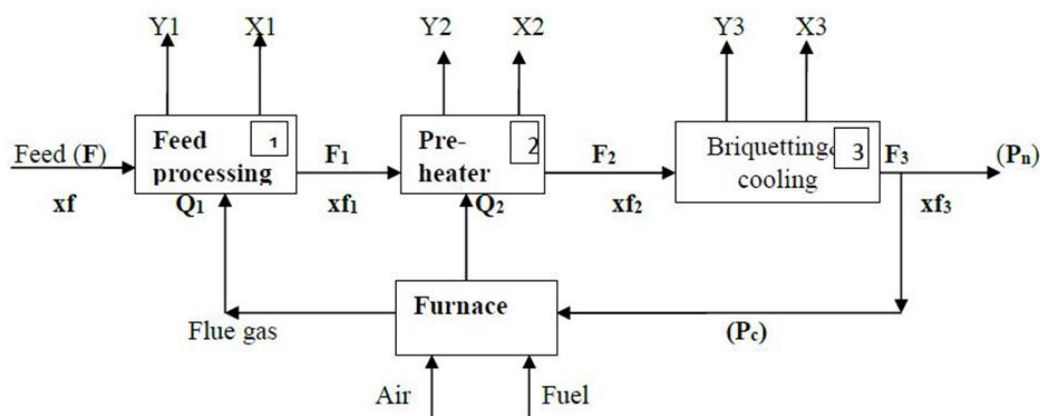


Figure 2: Screw type briquetting plant

Design basis

- Two units of each 750 kg/h (i.e., Feed = 1500 kg/h)
- Working time = 20 hours/day
- Annual working time = 245 days/year
- Heating value of coffee husk = 4200 kcal/kg
- No heat is required for drying coffee husk
- Furnace efficiency = 90%
- Specific heat of coffee husk at 5% moisture = 0.37
- Initial temperature = 30 °C

Material Balance

The overall material balance is given by the following equation:

$$F - \sum X, Y - P_c = P_n (\text{kg} / \text{hr})$$

Where, F = feed rate with xf moisture content

X1,2,3= moisture loss from components 1, 2 and 3

$Y_{1,2,3}$ = material loss from components 1, 2 and 3

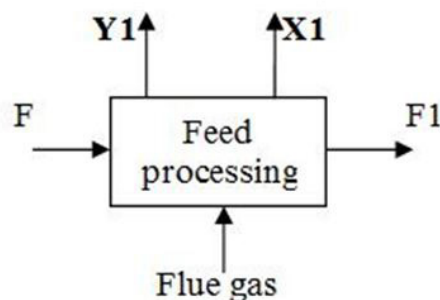
PC = number of briquettes used in furnace

Pn = net production of briquettes

$x_f, x_{f1}, x_{f2}, x_{f3}$ = moisture content of different streams

Material balance on feed processing

Assuming 1% loss of material at $(x_f)_1$ moisture content,



Output $(F_1) = 0.99 (F - X_1)$ with $(x_f)_1$ moisture content

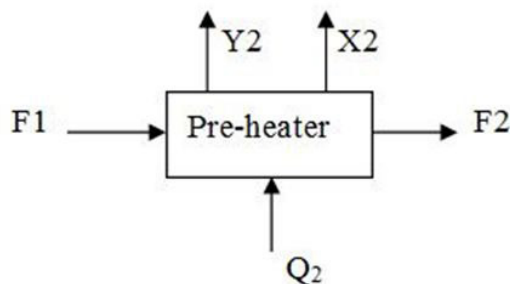
$$F_1 = 0.99(1500\text{kg/h} - 0) = 1485\text{kg/h}$$

- Loss of material $(Y_1) = F - F_1$, with $(x_f)_1 = 0.1$ moisture content

$$Y_1 = 1500\text{kg/h} - 1485\text{kg/h} = 15\text{kg/h}$$

Material balances on preheating

In this section the biomass is heated to about 100 °C. About 2% loss of moisture i.e. from 10% to 8% is expected.



Input $(F_1) = 1485\text{kg}$ with $(x_f)_1 = 0.1$ moisture content and From the assumption $(x_f)_2 = 0.08$

- Loss of moisture (X_2) ; $F_1 = F_1 * (x_f)_1 - (F_1 - X_2) (x_f)_2$

$$X_2 = \frac{F_1 * (x_f)_1 - F_1 * (x_f)_2}{0.92}$$

$$X_2 = \frac{1485\text{kg/h} * (0.1) - 1485\text{kg/h} * (0.08)}{0.92}$$

$$X_2 = 32\text{ kg/h}$$

Output $(F_2) = F_1 - X_2$

$$F_2 = 1485\text{kg/h} - 32\text{ kg/h}$$

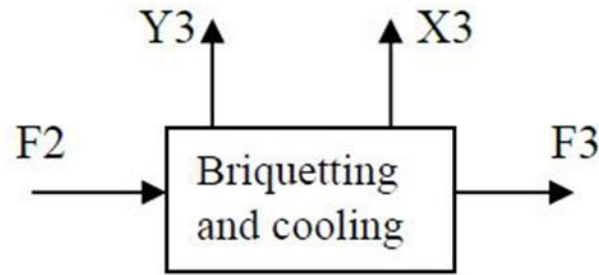
$$F_2 = 1453\text{ kg/h}$$

Material balance on briquetting and cooling subsystem

In this subsystem, the moisture is further expected to reduce from 8% to 5% and the direct loss of material is assumed to be 1.1%.

Input $(F_2) = 1453\text{ kg/h}$ with $x_{f2} = 0.08$

- Loss of material due to loss of moisture = $(x_f)_2, F_2 - (F_2 - X_3) (x_f)_3$



$$X_3 = \frac{F2 * (xf)_2 - F2 * (xf)_3}{0.95}$$

$$X_3 = \frac{1453 \text{ kg/h} * 0.08 - 1453 \text{ kg/h} * 0.05}{0.95} = 46 \text{ kg/h}$$

- Direct loss of material (Y_3) = 0.011(F_2)

$$Y_3 = 0.011 * 1453 = 16 \text{ kg/h}$$

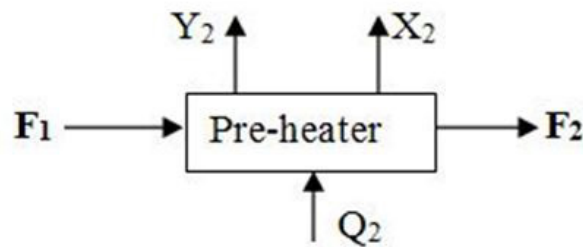
$$\text{Output } (F_3) = F_2 - X_3 - Y_3$$

$$F_3 = 1453 \text{ kg/h} - 46 \text{ kg/h} - 16 \text{ kg/h} = 1391 \text{ kg/h}$$

Energy Balance

Preheating

The material is heated up to 100 °C and there is loss of moisture from 10% in feed to 8% in the output.



$$\diamond \text{ Heat required in pre-heater } (Q_2) = F_1 * C_p (T_f - T_i) + X_2 * h_{fg}$$

$$\diamond h_{fg} = h_g - h_l; h_{fg} = 560 \text{ kJ/kg}$$

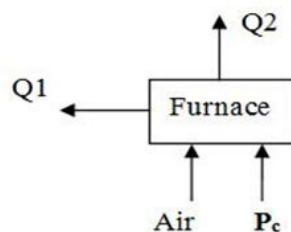
$$\text{Therefore, } Q_2 = F_1 * 0.37 (100 - 30) \text{ k} + X_2 * 560 \text{ kJ/kg}$$

$$Q_2 = 1485 * 0.37(70) + 560 \text{ kJ/kg} * 32.3 \text{ kg/h}$$

$$Q_2 = 56549.5 \text{ kJ/h} = 57 \text{ MJ/h}$$

Furnace

Assuming 50% heat going for preheating and the remaining 50% accounted for by losses in flue gases (40%) and losses due to radiation in oil circulating system (10%).



❖ Thermal energy output from the furnace

$$Q_{out} = (Q_1 + Q_2)$$

$$Q_{out} = 2 * 56549.5 = 113,099 \text{ kJ/h}$$

❖ Thermal energy input in the furnace, $(Q_{in}) = (Q_{out}) / \eta$ $Q_{in} = 113,099 / 0.9$

$$Q_{in} = 125,665.6 \text{ kJ/h} = 126 \text{ MJ/h}$$

❖ The number of briquettes required in furnace for preheating having heating value of 4200 kcal/kg

$$Q_{in} = P_c * CV \quad \text{Where, CV is calorific value of coffee husk}$$

$$P_c = Q_{in} / CV = 4.2 \text{ kcal / kJ} = \left(\frac{125,665.6 \text{ kJ / h}}{4,200 \text{ kcal / kg}} \right)$$

$$P_c = 126 \text{ kg/h}$$

❖ Net product (P_n) = $F_3 - P_c$

$$P_n = 1391 \text{ kg/h} - 126 \text{ kg/h}$$

$P_n = 1265 \text{ kg/h}$; Where P_c is the number of briquettes used in the furnace.

Economic analysis

Sr. No.	Description	Quantity	Unit cost (Birr)	Total cost in (Birr)
1	Cooling conveyer	1	49,700	49,700
2	Hammer mill	2	45,200	90,400
3	Storage bin	1	47,000	47,000
4	Screw conveyer	2	50,850	1,01,700
5	Pre-heater	2	153,900	3,07,800
6	Furnace	1	252,950	2,52,950
7	Heater	2	175,500	3,51,000
	Grand total	11		12,00,550

Source: <http://matche.com> and <http://alibaba.com>

Table 3: Estimation of purchased equipment cost

Sr. No.	Description	Units of measurements	Quantity	Unit cost (birr)	Total cost (birr)
1	Coffee husk	Tones	7,350	300	22,05,000
2	PP-bag (100kg)	Pieces	68,159	5	3,40,795
	Grand total				25,45,795

Table 4: Annual materials requirement and cost

Utilities

Sr. No.	Description	Req. No.	Salary/month (Birr)	Annual salary (Birr)
1	General manager	1	3000	36,000
2	Purchaser and sales person	2	900 * 2	21,600
3	Accountant	1	1,500	18,000
4	Secretary	1	1,100	13,200
5	Production supervisor	3	2000 * 3	72,000
6	Chemist	1	2,300	27,600
7	Mechanic	2	1,200 * 2	28,800
8	Electrician	2	1,200 * 2	28,800
9	Operator	12	2,300 * 12	331,200
10	Guard	3	700 * 3	25,200
	Grand Total	28		602,400

Table 5: Manpower requirement and annual labor cost

Electricity and water are the two major utilities required by the plant. Assuming that 40% water is needed for mixing and for washing and other purposes it is assumed to 60% of the water used for mixing and thus, totally be 4704m³/yr. The unit cost per m³ is 7.00 birr then the total cost for water is 32,928 birr and 117,072 birr/yr for electricity and others. The total annual cost of utilities is estimated at Birr 1,50,000.

Initial investment cost

- $T.I.C = W.C + F.C.I$

Purchased equipment cost = 25% of F.C.I = **1,200,550 birr**

Therefore, $F.C.I = (1,200,550 \times 100) / 25 = \mathbf{4,802,200 \text{ birr}}$

$$T.I.C = 15\% \text{ of } T.I.C + F.C.I$$

$$T.I.C = F.C.I / 0.85$$

$$T.I.C = 4,802,200 / 0.85$$

$$T.I.C = \mathbf{5,649,647 \text{ birr}}$$

- $W.C = 15\% \text{ of } T.I.C$

$$W.C = 0.15 \times 5,649,647 = \mathbf{847,447 \text{ birr}}$$

- $\text{Depreciation} = T.I.C / \text{service life (5 yr)}$

$$= 5,649,647 / 5 = \mathbf{1,129,929 \text{ birr/yr}}$$

Items	Cost (birr)
Raw material	2,545,795
Utilities	150,000
Labor cost direct	602,400
Maintenance (2% F.C.I)	96,044
Total operating cost	3,394,239

Table 6: Annual production cost

Profitability analysis

Annual income

- We set a unit selling price of briquette is 1500 birr/tonne
- Annual produced briquette = 1265kg/h * 20h/day * 245day/yr = **6,198.5 tonnes/yr** Total annual income is found to be 6,198.5tonnes/yr * 1,500 birr/tonne = **9,297,750 birr/yr**

$$\text{Profit} = \text{annual income} - \text{total operating cost} - \text{depreciation}$$

- Return on investment (R.O.I)

$$\text{Yearly profit} = 9,297,750 - 3,394,339 - 1,129,929 = 4,773,582 \text{ birr/yr}$$

$$N_p = \text{yearly profit (1 - tax rate } (\phi)) \text{ where, } \phi = 30\% = 0.3$$

$$N_p = 4,773,582 \text{ birr/yr (1 - 0.3)}$$

$$N_p = \mathbf{3,341,507 \text{ birr/yr}}$$

- Return on investment (R.O.I)

$$(R.O.I) = N_p / T. I.C$$

$$R.O.I = 3,341,507 / 5,649,647 = 0.59 = 59\%$$

The minimum return on investment (R.O.I) is 15% therefore 59% is greater than the minimum acceptable R.O.I so that, the project is feasible.

- Payback period (PBP)

$$PBP = (F.C.I - V_s) / (N_p + \text{depreciation})$$

$$PBP = (4,802,200 - 0) / (3,341,507 + 1,129,929)$$

$$\mathbf{PBP = 1.07 \text{ yr}}$$

Environmental impacts

Carbon Emissions

The use of wood is highly regarded as a fuel because it has the potential to be environmentally neutral, in that if wood is replaced at the same rate it is used then the amount of carbon released would be negated by the new trees. Where the consumption is greater than the supply as in most cases, there is an overall increase in carbon emissions.

The savings in fuel wood demand would therefore have a similar impact on reducing carbon emissions. The reduction in actual carbon released would not change significantly because the combustion of wood and briquettes would release similar quantities into the atmosphere. However, a reduction would occur because more trees are left standing to absorb more carbon. Based upon the quantities of trees saved by substitution with briquettes the carbon emissions would be lowered [6-8].

Economic impacts

Reduction in Farmers' Incomes

The coffee husk briquettes will directly replace wood. Whilst this has important environmental impacts the reduction in the demand for fuel wood will adversely affect farmer's incomes. Farmers often rely upon tree cutting to supplement incomes particularly at occasions when additional monies are required to pay school fees, medical costs weddings and funerals.

Conclusion

The main factors that affected density at constant pressure are the quantity and type of binder used and the particle size of the coffee husk. The densities of the smaller particle size (3mm) with 45% molasses and clay are 833.3 kg/m³ and 909 kg/m³ respectively.

The combustibility increases with the increase in density for the same binding agent used. Briquette produced from coffee husk-molasses shows better combustibility than coffee husk clay. Clay has better binding capacity than molasses but it exhibits higher ash content. When briquettes produced at plant level could reduce large mass of trees from deforestation, since due to its high calorific value. Briquettes produced through binder less technology are more economical and convenient to handle, transport and store.

Recommendations

As we went through this study, we can get some points those have to be recommended;

- The combustibility of briquettes increases as the density increases but the optimum point has to be further studied.
- The project work mainly gives emphasis only for coffee husk but there are plenty of agro- residues those will be convenient for briquette, like maize stocks require study.

References

1. A Seyoum T, P Dorosh, S Asrat (2011) Crop Production in Ethiopia: Regional Patterns and Trends. Development Strategy and Governance Division, International Food Policy Research Institute, Ethiopia Strategy Support Program II, Ethiopia.
2. Sattler M, Lukacs A, Hengevoss D (2010) Development and implementation of technology for environmentally friendly burning of coffee pulp waste in El Salvador. Final Report Okozentrum Langenbruck for REPIC. [Entwicklung und Implementierung einer Technologie zur umweltfreundlichen Verbrennung von Kaffeefruchtfleischabfällen in El Salvador. Schlussbericht Okozentrum Langenbruck für REPIC]. 2010.
3. World Bank 1987, Ethiopian renewable and sustainable energy, 2007.
4. Collins Okello, Levi Lukoda Kasisira, Mackay Okure (2010) Optimising Densification Condition of Coffee Husks Briquettes. Second International Conference on Advances in Engineering and Technology.
5. Al-Widyan MI, Al-Jalil HE, Abu-Zreig MM, Abu-Hamdeh NH (2002) Physical durability and stability of olive cake briquettes. Canadian Bio systems Engineering 44: 342-5.
6. Boston Nyer (2012) Fuel Briquette Materials Assessment, University of Colorado.
7. Onchieku JM, Chikamai BN, MS Rao (2012) Optimum Parameters for the Formulation of Charcoal Briquettes Using Bagasse and Clay as Binder. Eur J Sustainable Dev Kenya 1: 477-92.
8. Yahaya DB, Ibrahim TG (2012) Development of Rice husk Briquettes for use as Fuel, Bayero University, Kano. Res J Eng Applied Sci 1: 130-3.